

# Sherdley Primary School: DT Knowledge Organiser.

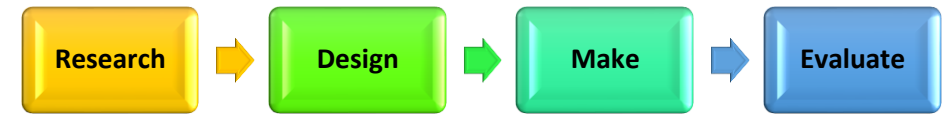
## Form: UKS2

### Year 5

- ✓ Plan and develop ideas using shape, form, model and joins to create a final piece. Incorporate **SWITCHES** and **BULBS** into the final product.
- ✓ Discuss and evaluate their own work and that of other sculptors. (Use various media including ICT).



### Year 6

- ✓ Plan and develop ideas using modelling. Use ICT to plan and draft ideas.
- ✓ Discuss, interpret and evaluate the work of other sculptors and use this as inspiration for their own work.
- ✓ Create products incorporating **BUZZERS** and **MOTORS** into the final piece.




**Fabulous form vocabulary!**

<b>inspiration</b>	A feeling of enthusiasm on a subject/object/person/piece of music etc. This prompts a piece of artwork.
<b>drafting</b>	The process before a final piece is completed. This can include rough sketches, annotations and evaluations.
<b>evaluate</b>	Discussing work to assess its particular strengths and weaknesses.
<b>sculptor</b>	An artist who creates sculptures.



**Switches and bulbs!**



**Buzzers!**

