

# Sherdley Primary School: DT Knowledge Organiser.

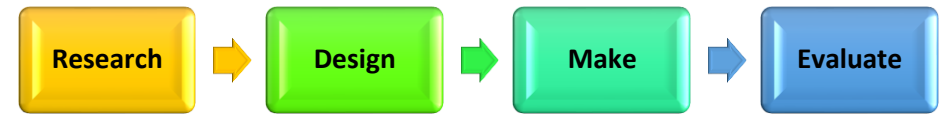
## Form: KS1

### Year 1

- ✓ Make simple constructions with a range of materials. Create these products for a purpose using a range of techniques = **WHEELS AND AXELS.**
- ✓ Use materials to make a known object for purpose.
- ✓ Carve, pinch and roll coils and slabs using modelling media.
- ✓ Make simple joins on a product using cutting, shaping, joining and finishing.

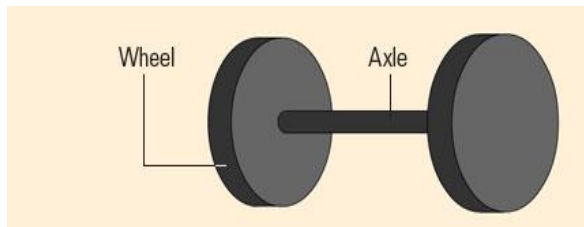
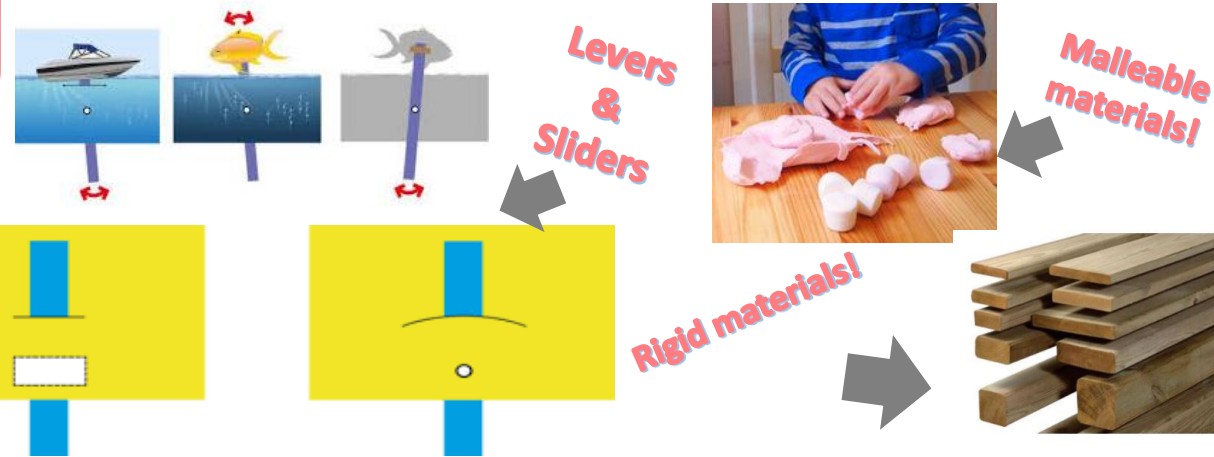
### Year 2

- ✓ Shape and form from direct observation using rigid and malleable materials.
- ✓ Replicate patterns and textures in 3D form using the inspiration of artists and sculptors.
- ✓ Make simple constructions with a range of materials. Create these products for a purpose using a range of techniques = **LEVERS AND SLIDERS.**
- ✓ Develop and awareness of natural and man-made forms.




**Fabulous form vocabulary!**

<b>malleable</b>	A material that is easily shaped or changed. This can be done by stretching, squashing and bending for example.
<b>rigid</b>	A material that is unable to be shaped or changed. Something solid.
<b>natural forms</b>	An object which has not been altered or manipulated and it's original form can be found in nature. For example flowers, fossils, rocks and trees.
<b>man-made forms</b>	An object which has been created by human hands. For example a statue, building or product.
<b>media</b>	The materials used in the DT work.
<b>constructions</b>	A piece of work which is assembled in 3D form using a range of materials.



**Wheels & Axels**



**Rigid materials!**

