

Drawing: UKS2

Year 5

- ✓ Interpret and use different textures and surfaces.
- ✓ Produce increasingly accurate drawings of people.
- ✓ Develop and discuss the effect of light on object and people from different directions.


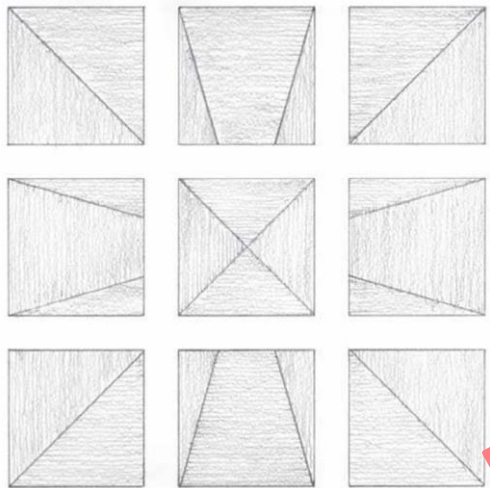
Year 6

- ✓ Interpret the texture and use of surface in various artists work.
- ✓ Produce accurate drawings of people.
- ✓ Use different perspectives to create a variety of sketched and painted work.



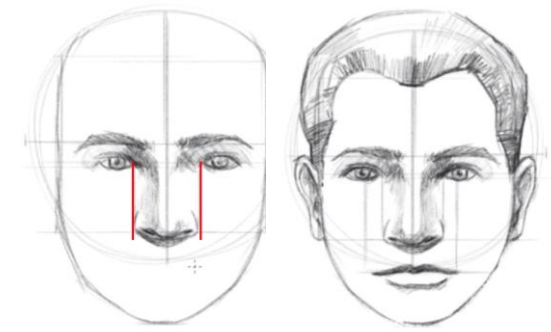
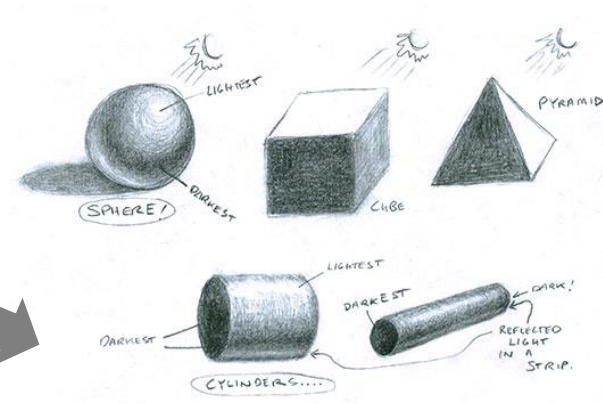
Drawing vocabulary!

surface	The outside part or top layer of an object.
texture	The feel or appearance of an object or surface.
perspective	Creating a 3-dimensional object on a 2-dimensional surface (paper/card etc.) in a way that is natural and realistic.
accurate	Creating something which is correct and precise.
direction (light)	Looking and interpreting light on objects from their source and observing the effect of this.
develop	Growing an idea or piece so that it improves and refines over time.
evaluate	Discussing work to assess its particular strengths and weaknesses.



Examples of perspective!

The effect of light from different directions!



Accurate drawings of people!